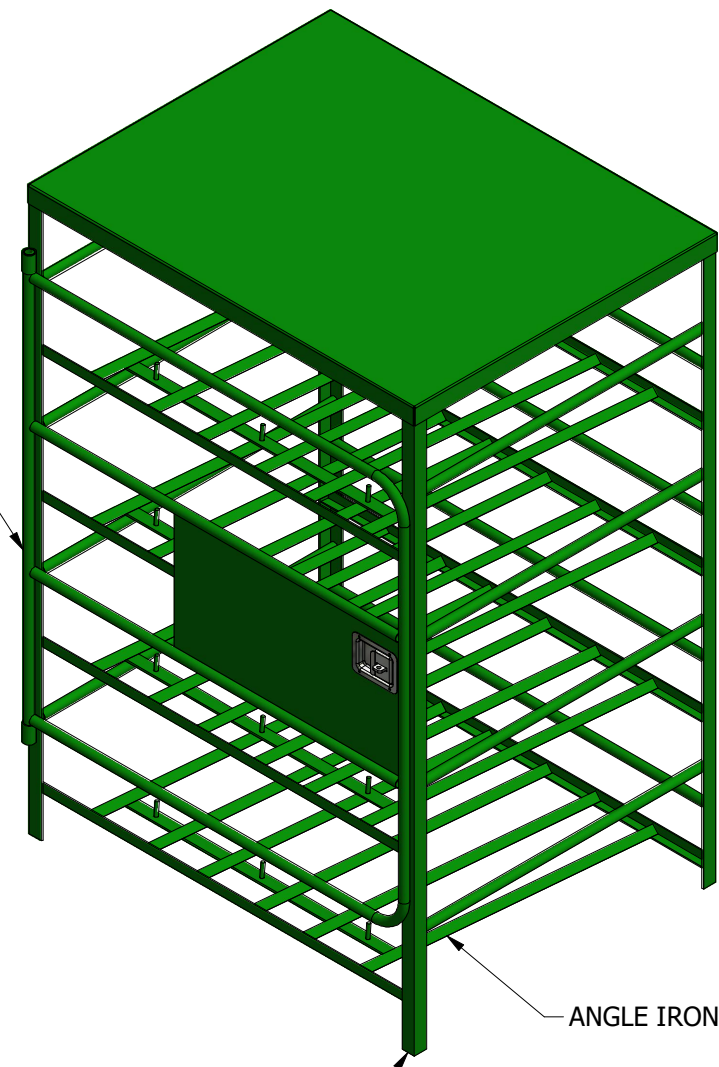


DOOR WITH PADDLE LATCH PLATE



ANGLE IRON SHELVES

ANGLE IRON LEGS

THE MATERIALS AND INFORMATION CONTAINED IN THESE DOCUMENTS ARE THE SOLE PROPERTY OF SAF-T-CART. ANY DESIGN OR PRINCIPLE CONTAINED IN THE PRINTS IS CONSIDERED CONFIDENTIAL. THIS INFORMATION IS SUMMITTED TO YOU WITH AGREEMENT THAT IS IT NOT TO BE REPRODUCED, COPIED OR RELEASED IN PART OR IN WHOLE TO ANY COMPANY OR INDIVIDUAL. BY ACCEPTING THIS DOCUMENT YOU ARE AGREEING TO THE STATEMENTS ABOVE.

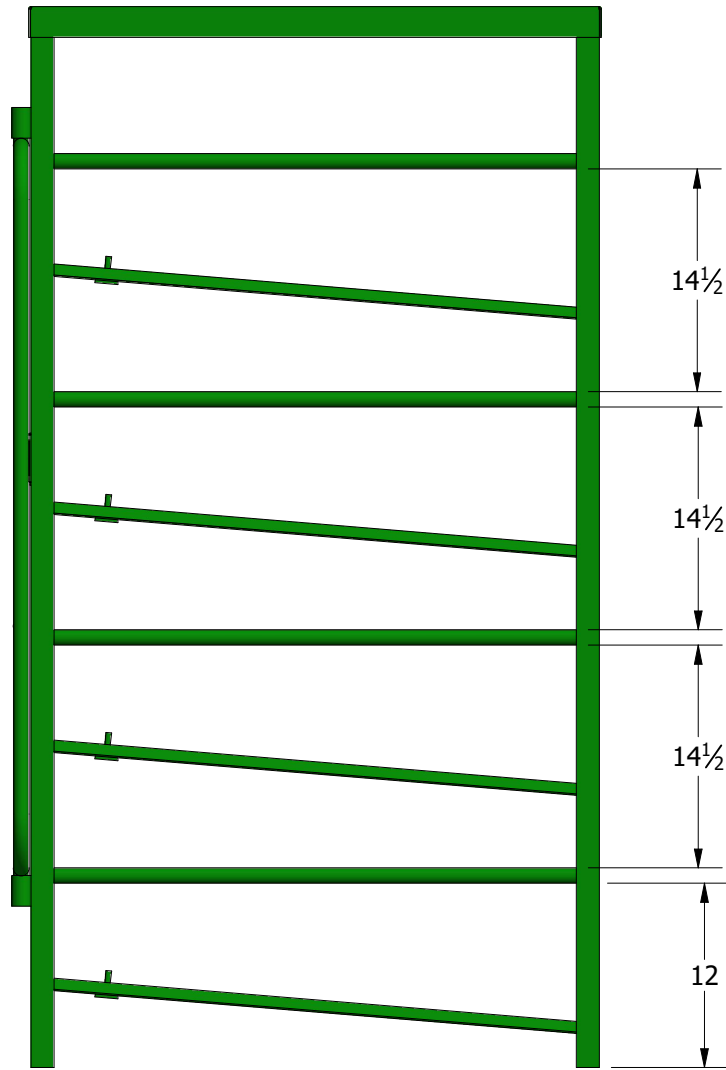
DIMENSIONS ARE IN INCHES UNLESS SPECIFIED OTHERWISE DO NOT TAKE DIMENSIONS FROM DRAWING
 TOLERANCES
 FRACTIONS ± 1/16"
 ANGLES ± 0.5°
 X.XX ± N/A
 X.XXX ± N/A

DRAWN	COURTNEY HAYS	5/3/2021
CHECKED	REID WALKER/BILLY MONFORT	
QA/CWI	HARVEY STURDIVANT	
MFG	JAMES JACO	
APPROVED	JIMMY WALKER	
ALL STRUCTURAL MEMBERS ARE ASTM A-36 CARBON STEEL U.N.O. BASED ON ASME Y14.36M-1989		
ALL FILLET WELDS ARE 5/16" U.N.O.		

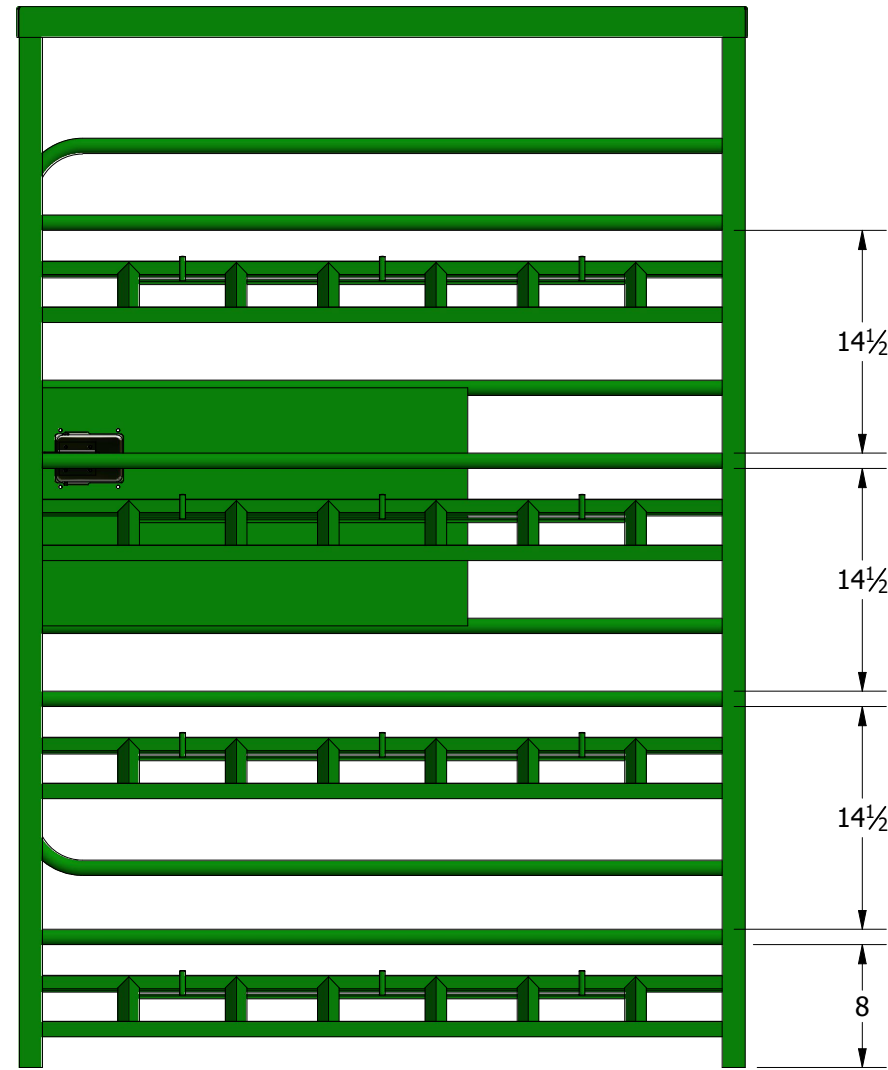
SAFTCARTTM
 CLARKSDALE, MS 38614
 800-542-2278
<http://www.saftcart.com/>
 DETAILED MANUFACTURING PLANS

SPC-12			
SIZE	MATERIAL	DWG NO	REV
B	VARIES	SPC-12	
SCALE	VARIES		SHEET 1 OF 2

SIDE BAR PLACEMENT



REAR BAR PLACEMENT



THE MATERIALS AND INFORMATION CONTAINED IN THESE DOCUMENTS ARE THE SOLE PROPERTY OF SAF-T-CART. ANY DESIGN OR PRINCIPLE CONTAINED IN THE PRINTS IS CONSIDERED CONFIDENTIAL. THIS INFORMATION IS SUMMITTED TO YOU WITH AGREEMENT THAT IS IT NOT TO BE REPRODUCED, COPIED OR RELEASED IN PART OR IN WHOLE TO ANY COMPANY OR INDIVIDUAL. BY ACCEPTING THIS DOCUMENT YOU ARE AGREEING TO THE STATEMENTS ABOVE.

DIMENSIONS ARE IN INCHES UNLESS SPECIFIED OTHERWISE DO NOT TAKE DIMENSIONS FROM DRAWING

TOLERANCES
FRACTIONS ± 1/16"
ANGLES ± 0.5°
X.XX ± N/A
X.XXX ± N/A

DRAWN

COURTNEY HAYS 5/3/2021

CHECKED

REID WALKER/BILLY MONFORT

QA/CWI

HARVEY STURDIVANT

MFG

JAMES JACO

APPROVED

JIMMY WALKER

ALL STRUCTURAL MEMBERS ARE ASTM A-36 CARBON STEEL U.N.O. BASED ON ASME Y14.36M-1989

ALL FILLET WELDS ARE 5/16" U.N.O.



CLARKSDALE, MS 38614
800-542-2278
<http://www.saftcart.com/>
DETAILED MANUFACTURING PLANS

SPC-12

SIZE	MATERIAL	DWG NO	REV
B	VARIES	SPC-12	
SCALE	VARIES	SHEET 2 OF 2	