
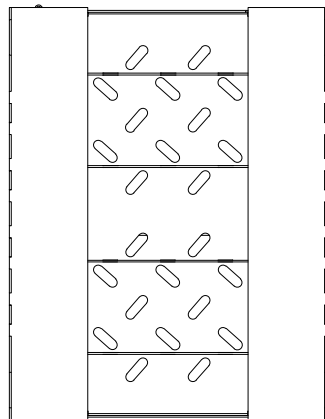
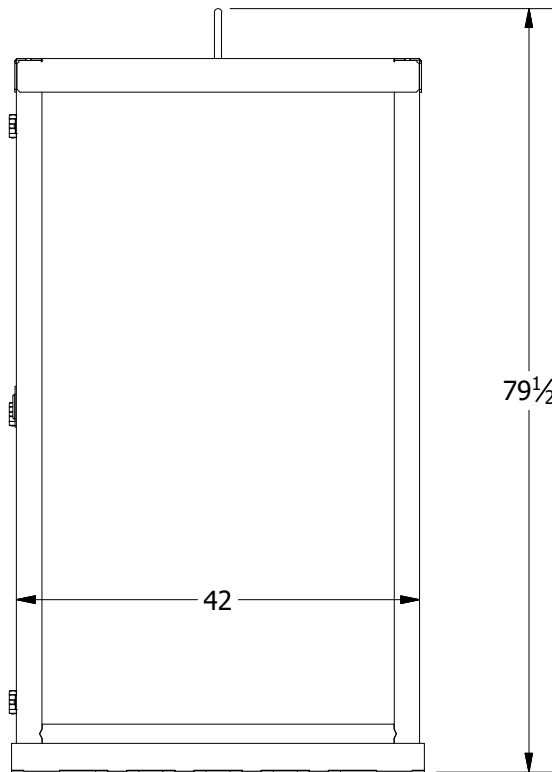
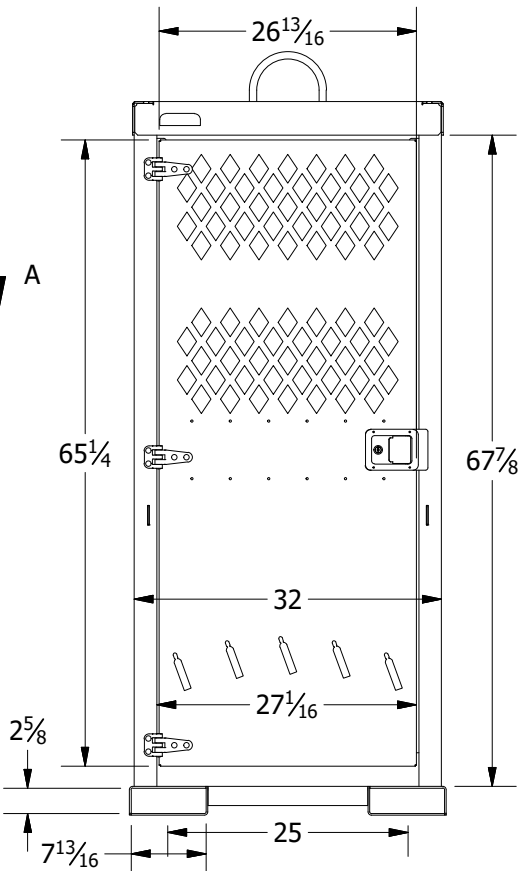
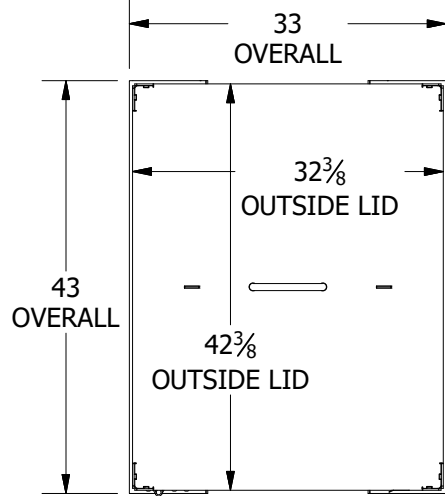
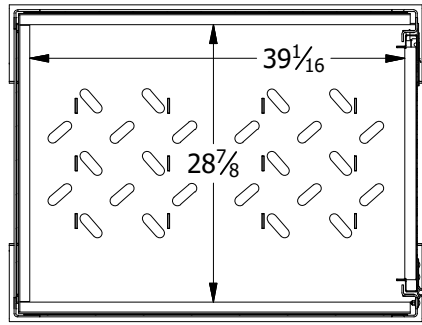


SECTION A-A  
SCALE 1 / 20



PARTS LIST			
ITEM	QTY	PART NUMBER	DESCRIPTION
1	1	Z11620009.1	STS-12F-SJ - FLOOR 7GA 1X
2	2	Z11620010	STS-12F-SJ - FLOOR RUNNER 7GA 2X
3	4	Z11620002	STS-9/12F-SJ - BASE RUNNER 7GA 2X
4	1	Z11620003	STS-9/12F-SJ - FRONT RIGHT LEG 7GA 1X
5	1	Z11620004	STS-9/12F-SJ - FRONT LEFT LEG 7GA 1X
6	1	Z11620005	STS-9/12F-SJ - BACK LEFT LEG 7GA 1X
7	1	Z11620006	STS-9/12F-SJ - BACK RIGHT LEG 7GA 1X
8	1	Z11620011	STS-12F-SJ - LID 7GA 1X
9	1	Z11260000.1	STS-9/12F-SJ - DOOR 14GA 1X
10	2	Z11520004.1	STS-12F-SJ - FAB SIDE ETRACK 10GA 2X
11	1	Z11260001	STS-9/12F-SJ - HAT CHANNEL 14GA 1X
12	1	Z11520001	STS-9/12F-SJ - FAB BACK ETRACK 10GA 1X
13	1	Z11620008	STS-9/12F-SJ - J BRACKET 7GA 1X
14	2	Z11520005	STS-12F-SJ - BOTTOM SIDE TRIM 10GA 2X
15	1	Z11520003	STS-9/12F-SJ - BOTTOM BACK TRIM 10GA 1X
16	3	X00000042.2	HEAVY HINGE PANEL SIDE
18	12	X00000040	BOLT-CHB-1/4"-20 - 3/4"-ZINC
19	12	X00000019	NUT-1/2"-20 NYLOCK
20	1	Z11590003	LATCH CVR - PAD LATCH -10GA
21	1	X00000041	FST-LOCKING PADDLE LATCH-ZINC
22	12	X00000044	Washer A
23	2	Z51020002	STS-12F-SJ - N9 FLAT EXP SIDE 40" X 69" 2X
24	1	Z51020000	STS-9/12F-SJ - N9 FLAT EXP BACK 29" X 69" 1X
25	1	Z61020000	STS-9/12F-SJ - LIGHTING EYE 0.75IN RND
27	3	X00000042.1	HEAVY HINGE DOOR SIDE

THE MATERIALS AND INFORMATION CONTAINED IN THESE DOCUMENTS ARE THE SOLE PROPERTY OF SAF-T-CART. ANY DESIGN OR PRINCIPLE CONTAINED IN THE PRINTS IS CONSIDERED CONFIDENTIAL. THIS INFORMATION IS SUMMITTED TO YOU WITH AGREEMENT THAT IS IT NOT TO BE REPRODUCED, COPIED OR RELEASED IN PART OR IN WHOLE TO ANY COMPANY OR INDIVIDUAL. BY ACCEPTING THIS DOCUMENT YOU ARE AGREEING TO THE STATMENTS ABOVE.

DIMENSIONS ARE IN INCHES UNLESS SPECIFIED OTHERWISE DO NOT TAKE DIMENSIONS FROM DRAWING  
TOLERANCES  
FRACTIONS ± 1/16"  
ANGLES ± 0.5°  
X.XX ± N/A  
X.XXX ± N/A

DRAWN  
WELBY WU B.S.M.E. 7/24/2019  
CHECKED  
REID WALKER/BILLY MONFORT  
QA/CWI  
HARVEY STURDIVANT  
MFG  
JAMES JACO  
APPROVED  
JIMMY WALKER  
ALL STRUCTURAL MEMBERS ARE ASTM A-36 CARBON STEEL U.N.O. BASED ON ASME Y14.36M-1989  
ALL FILLET WELDS ARE 5/16" U.N.O.



STS-12F-SJ			
SIZE	MATERIAL	DWG NO	REV
B	VARIABLES	STS-12F-SJ	
SCALE	VARIES		SHEET 1 OF 1